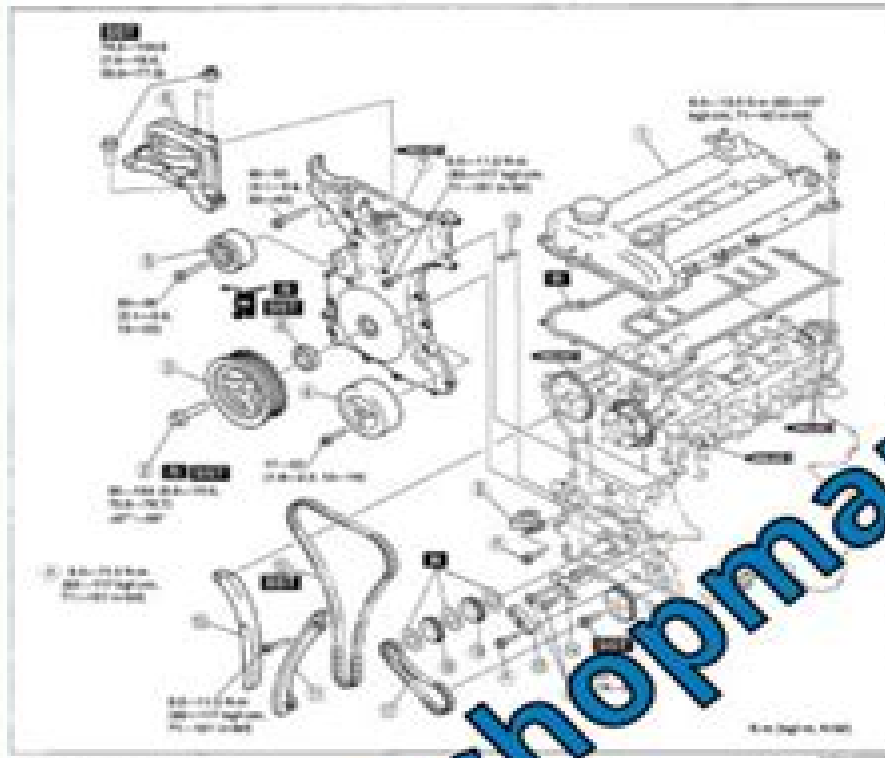


Mazda 3 2004-2009 Workshop Manual



- [illegible]

- © 2006 Blackwell Publishing Ltd *Journal of Internal Medicine* 260: 395–402

100

- Do not tighten the camshaft sprocket installation bolt at this stage. Verify the valve timing before performing the bolt tightening.

- [illegible]

- The research presented using a scenario on the
subject, and together the spiritual manipulation

© 2004 Blackwell Publishing Ltd, *Journal of Internal Medicine* 255: 111–117

188—198, 200—201, 203—204, 206—207, 209—210, 212—213, 215—216, 218—219, 221—222, 224—225, 227—228, 230—231, 233—234, 236—237, 239—240, 242—243, 245—246, 248—249, 251—252, 254—255, 257—258, 260—261, 263—264, 266—267, 269—270, 272—273, 275—276, 278—279, 281—282, 284—285, 287—288, 290—291, 293—294, 296—297, 299—300, 302—303, 305—306, 308—309, 311—312, 314—315, 317—318, 320—321, 323—324, 326—327, 329—330, 332—333, 335—336, 338—339, 341—342, 344—345, 347—348, 350—351, 353—354, 356—357, 359—360, 362—363, 365—366, 368—369, 371—372, 374—375, 377—378, 380—381, 383—384, 386—387, 389—390, 392—393, 395—396, 398—399, 401—402, 404—405, 407—408, 410—411, 413—414, 416—417, 419—420, 422—423, 425—426, 428—429, 431—432, 434—435, 437—438, 440—441, 443—444, 446—447, 449—450, 452—453, 455—456, 458—459, 461—462, 464—465, 467—468, 470—471, 473—474, 476—477, 479—480, 482—483, 485—486, 488—489, 491—492, 494—495, 497—498, 500—501, 503—504, 506—507, 509—510, 512—513, 515—516, 518—519, 521—522, 524—525, 527—528, 530—531, 533—534, 536—537, 539—540, 542—543, 545—546, 548—549, 551—552, 554—555, 557—558, 560—561, 563—564, 566—567, 569—570, 572—573, 575—576, 578—579, 581—582, 584—585, 587—588, 590—591, 593—594, 596—597, 599—600, 602—603, 605—606, 608—609, 611—612, 614—615, 617—618, 620—621, 623—624, 626—627, 629—630, 632—633, 635—636, 638—639, 641—642, 644—645, 647—648, 650—651, 653—654, 656—657, 659—660, 662—663, 665—666, 668—669, 671—672, 674—675, 677—678, 680—681, 683—684, 686—687, 689—690, 692—693, 695—696, 698—699, 701—702, 704—705, 707—708, 710—711, 713—714, 716—717, 719—720, 722—723, 725—726, 728—729, 731—732, 734—735, 737—738, 740—741, 743—744, 746—747, 749—750, 752—753, 755—756, 758—759, 761—762, 764—765, 767—768, 770—771, 773—774, 776—777, 779—780, 782—783, 785—786, 788—789, 791—792, 794—795, 797—798, 800—801, 803—804, 806—807, 809—810, 812—813, 815—816, 818—819, 821—822, 824—825, 827—828, 830—831, 833—834, 836—837, 839—840, 842—843, 845—846, 848—849, 851—852, 854—855, 857—858, 860—861, 863—864, 866—867, 869—870, 872—873, 875—876, 878—879, 881—882, 884—885, 887—888, 890—891, 893—894, 896—897, 899—900, 902—903, 905—906, 908—909, 911—912, 914—915, 917—918, 920—921, 923—924, 926—927, 929—930, 932—933, 935—936, 938—939, 941—942, 944—945, 947—948, 950—951, 953—954, 956—957, 959—960, 962—963, 965—966, 968—969, 971—972, 974—975, 977—978, 980—981, 983—984, 986—987, 989—990, 992—993, 995—996, 998—999, 1001—1002, 1004—1005, 1007—1008, 1010—1011, 1013—1014, 1016—1017, 1019—1020, 1022—1023, 1025—1026, 1028—1029, 1031—1032, 1034—1035, 1037—1038, 1040—1041, 1043—1044, 1046—1047, 1049—1050, 1052—1053, 1055—1056, 1058—1059, 1061—1062, 1064—1065, 1067—1068, 1070—1071, 1073—1074, 1076—1077, 1079—1080, 1082—1083, 1085—1086, 1088—1089, 1091—1092, 1094—1095, 1097—1098, 1099—1100, 1102—1103, 1105—1106, 1108—1109, 1111—1112, 1114—1115, 1117—1118, 1120—1121, 1123—1124, 1126—1127, 1129—1130, 1132—1133, 1135—1136, 1138—1139, 1141—1142, 1144—1145, 1147—1148, 1150—1151, 1153—1154, 1156—1157, 1159—1160, 1162—1163, 1165—1166, 1168—1169, 1171—1172, 1174—1175, 1177—1178, 1180—1181, 1183—1184, 1186—1187, 1189—1190, 1192—1193, 1195—1196, 1198—1199, 1201—1202, 1204—1205, 1207—1208, 1210—1211, 1213—1214, 1216—1217, 1219—1220, 1222—1223, 1225—1226, 1228—1229, 1231—1232, 1234—1235, 1237—1238, 1240—1241, 1243—1244, 1246—1247, 1249—1250, 1252—1253, 1255—1256, 1258—1259, 1261—1262, 1264—1265, 1267—1268, 1270—1271, 1273—1274, 1276—1277, 1279—1280, 1282—1283, 1285—1286, 1288—1289, 1291—1292, 1294—1295, 1297—1298, 1299—1300, 1302—1303, 1305—1306, 1308—1309, 1311—1312, 1314—1315, 1317—1318, 1320—1321, 1323—1324, 1326—1327, 1329—1330, 1332—1333, 1335—1336, 1338—1339, 1341—1342, 1344—1345, 1347—1348, 1350—1351, 1353—1354, 1356—1357, 1359—1360, 1362—1363, 1365—1366, 1368—1369, 1371—1372, 1374—1375, 1377—1378, 1380—1381, 1383—1384, 1386—1387, 1389—1390, 1392—1393, 1395—1396, 1398—1399, 1401—1402, 1404—1405, 1407—1408, 1410—1411, 1413—1414, 1416—1417, 1419—1420, 1422—1423, 1425—1426, 1428—1429, 1431—1432, 1434—1435, 1437—1438, 1440—1441, 1443—1444, 1446—1447, 1449—1450, 1452—1453, 1455—1456, 1

23. Remove the **SWT** from the connector.
24. Remove the **SWT** installed in the cylinder block cover speed plug hole.
25. Rotate the connector clockwise two turns and repeat the cable string.
 - a. If it is not aligned, repeat the procedure.
26. Apply the silicone sealant and rotate the engine from cover upper third plug.



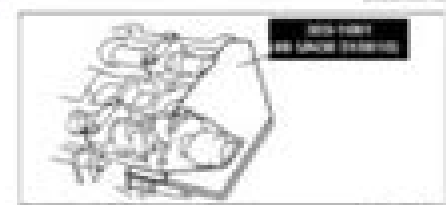
[illegible]

1.0—4.1.8. 10 cm (32)—17.7 kg (39) cm, 71—80 cm (28—32)

- © 2007 Blackwell Publishing Ltd *Journal of Internal Medicine* 261: 485–493

1999, 2000, 2001, 2002, 2003, 2004, 2005, 2006, 2007, 2008, 2009, 2010, 2011, 2012, 2013, 2014, 2015, 2016, 2017, 2018, 2019, 2020, 2021, 2022, 2023, 2024, 2025, 2026, 2027, 2028, 2029, 2030, 2031, 2032, 2033, 2034, 2035, 2036, 2037, 2038, 2039, 2040, 2041, 2042, 2043, 2044, 2045, 2046, 2047, 2048, 2049, 2050, 2051, 2052, 2053, 2054, 2055, 2056, 2057, 2058, 2059, 2060, 2061, 2062, 2063, 2064, 2065, 2066, 2067, 2068, 2069, 2070, 2071, 2072, 2073, 2074, 2075, 2076, 2077, 2078, 2079, 2080, 2081, 2082, 2083, 2084, 2085, 2086, 2087, 2088, 2089, 2090, 2091, 2092, 2093, 2094, 2095, 2096, 2097, 2098, 2099, 2100, 2101, 2102, 2103, 2104, 2105, 2106, 2107, 2108, 2109, 2110, 2111, 2112, 2113, 2114, 2115, 2116, 2117, 2118, 2119, 2120, 2121, 2122, 2123, 2124, 2125, 2126, 2127, 2128, 2129, 2130, 2131, 2132, 2133, 2134, 2135, 2136, 2137, 2138, 2139, 2140, 2141, 2142, 2143, 2144, 2145, 2146, 2147, 2148, 2149, 2150, 2151, 2152, 2153, 2154, 2155, 2156, 2157, 2158, 2159, 2160, 2161, 2162, 2163, 2164, 2165, 2166, 2167, 2168, 2169, 2170, 2171, 2172, 2173, 2174, 2175, 2176, 2177, 2178, 2179, 2180, 2181, 2182, 2183, 2184, 2185, 2186, 2187, 2188, 2189, 2190, 2191, 2192, 2193, 2194, 2195, 2196, 2197, 2198, 2199, 2200, 2201, 2202, 2203, 2204, 2205, 2206, 2207, 2208, 2209, 2210, 2211, 2212, 2213, 2214, 2215, 2216, 2217, 2218, 2219, 2220, 2221, 2222, 2223, 2224, 2225, 2226, 2227, 2228, 2229, 2230, 2231, 2232, 2233, 2234, 2235, 2236, 2237, 2238, 2239, 2240, 2241, 2242, 2243, 2244, 2245, 2246, 2247, 2248, 2249, 2250, 2251, 2252, 2253, 2254, 2255, 2256, 2257, 2258, 2259, 2260, 2261, 2262, 2263, 2264, 2265, 2266, 2267, 2268, 2269, 2270, 2271, 2272, 2273, 2274, 2275, 2276, 2277, 2278, 2279, 2280, 2281, 2282, 2283, 2284, 2285, 2286, 2287, 2288, 2289, 2290, 2291, 2292, 2293, 2294, 2295, 2296, 2297, 2298, 2299, 2300, 2301, 2302, 2303, 2304, 2305, 2306, 2307, 2308, 2309, 2310, 2311, 2312, 2313, 2314, 2315, 2316, 2317, 2318, 2319, 2320, 2321, 2322, 2323, 2324, 2325, 2326, 2327, 2328, 2329, 2330, 2331, 2332, 2333, 2334, 2335, 2336, 2337, 2338, 2339, 2340, 2341, 2342, 2343, 2344, 2345, 2346, 2347, 2348, 2349, 2350, 2351, 2352, 2353, 2354, 2355, 2356, 2357, 2358, 2359, 2360, 2361, 2362, 2363, 2364, 2365, 2366, 2367, 2368, 2369, 2370, 2371, 2372, 2373, 2374, 2375, 2376, 2377, 2378, 2379, 2380, 2381, 2382, 2383, 2384, 2385, 2386, 2387, 2388, 2389, 2390, 2391, 2392, 2393, 2394, 2395, 2396, 2397, 2398, 2399, 2400, 2401, 2402, 2403, 2404, 2405, 2406, 2407, 2408, 2409, 2410, 2411, 2412, 2413, 2414, 2415, 2416, 2417, 2418, 2419, 2420, 2421, 2422, 2423, 2424, 2425, 2426, 2427, 2428, 2429, 2430, 2431, 2432, 2433, 2434, 2435, 2436, 2437, 2438, 2439, 2440, 2441, 2442, 2443, 2444, 2445, 2446, 2447, 2448, 2449, 2450, 2451, 2452, 2453, 2454, 2455, 2456, 2457, 2458, 2459, 2460, 2461, 2462, 2463, 2464, 2465, 2466, 2467, 2468, 2469, 2470, 2471, 2472, 2473, 2474, 2475, 2476, 2477, 2478, 2479, 2480, 2481, 2482, 2483, 2484, 2485, 2486, 2487, 2488, 2489, 2490, 2491, 2492, 2493, 2494, 2495, 2496, 2497, 2498, 2499, 2500, 2501, 2502, 2503, 2504, 2505, 2506, 2507, 2508, 2509, 2510, 2511, 2512, 2513, 2514, 2515, 2516, 2517, 2518, 2519, 2520, 2521, 2522, 2523, 2524, 2525, 2526, 2527, 2528, 2529, 2530, 2531, 2532, 2533, 2534, 2535, 2536, 2537, 2538, 2539, 2540, 2541, 2542, 2543, 2544, 2545, 2546, 2547, 2548, 2549, 2550, 2551, 2552, 2553, 2554, 2555, 2556, 2557, 2558, 2559, 2560, 2561, 2562, 2563, 2564, 2565, 2566, 2567, 2568, 2569, 2570, 2571, 2572, 2573, 2574, 2575, 2576, 2577, 2578, 2579, 2580, 2581, 2582, 2583, 2584, 2585, 2586, 2587, 2588, 2589, 2590, 2591, 2592, 2593, 2594, 2595, 2596, 2597, 2598, 2599, 2600, 2601, 2602, 2603, 2604, 2605, 2606, 2607, 2608, 2609, 2610, 2611, 2612, 2613, 2614, 2615, 2616, 2617, 2618, 2619, 2620, 2621, 2622, 2623, 2624, 2625, 2626, 2627, 2628, 2629, 2630, 2631, 2632, 2633, 2634, 2635, 2636, 2637, 2638, 2639, 2640, 2641, 2642, 2643, 2644, 2645, 2646, 2647, 2648, 2649, 2650, 2651, 2652, 2653, 2654, 2655, 2656, 2657, 2658, 2659, 2660, 2661, 2662, 2663, 2664, 2665, 2666, 2667, 2668, 2669, 2670, 2671, 2672, 2673, 2674, 2675, 2676, 2677, 2678, 2679, 2680, 26

100—101 102—103 104—105 106—107 108—109 110—111 112—113 114—115 116—117 118—119 120—121 122—123 124—125 126—127 128—129 130—131 132—133 134—135 136—137 138—139 140—141 142—143 144—145 146—147 148—149 150—151 152—153 154—155 156—157 158—159 160—161 162—163 164—165 166—167 168—169 170—171 172—173 174—175 176—177 178—179 180—181 182—183 184—185 186—187 188—189 190—191 192—193 194—195 196—197 198—199 200—201 202—203 204—205 206—207 208—209 210—211 212—213 214—215 216—217 218—219 220—221 222—223 224—225 226—227 228—229 230—231 232—233 234—235 236—237 238—239 240—241 242—243 244—245 246—247 248—249 250—251 252—253 254—255 256—257 258—259 260—261 262—263 264—265 266—267 268—269 270—271 272—273 274—275 276—277 278—279 280—281 282—283 284—285 286—287 288—289 290—291 292—293 294—295 296—297 298—299 300—301 302—303 304—305 306—307 308—309 310—311 312—313 314—315 316—317 318—319 320—321 322—323 324—325 326—327 328—329 330—331 332—333 334—335 336—337 338—339 340—341 342—343 344—345 346—347 348—349 350—351 352—353 354—355 356—357 358—359 360—361 362—363 364—365 366—367 368—369 370—371 372—373 374—375 376—377 378—379 380—381 382—383 384—385 386—387 388—389 390—391 392—393 394—395 396—397 398—399 400—401 402—403 404—405 406—407 408—409 410—411 412—413 414—415 416—417 418—419 420—421 422—423 424—425 426—427 428—429 430—431 432—433 434—435 436—437 438—439 440—441 442—443 444—445 446—447 448—449 450—451 452—453 454—455 456—457 458—459 460—461 462—463 464—465 466—467 468—469 470—471 472—473 474—475 476—477 478—479 480—481 482—483 484—485 486—487 488—489 490—491 492—493 494—495 496—497 498—499 500—501 502—503 504—505 506—507 508—509 510—511 512—513 514—515 516—517 518—519 520—521 522—523 524—525 526—527 528—529 530—531 532—533 534—535 536—537 538—539 540—541 542—543 544—545 546—547 548—549 550—551 552—553 554—555 556—557 558—559 560—561 562—563 564—565 566—567 568—569 570—571 572—573 574—575 576—577 578—579 580—581 582—583 584—585 586—587 588—589 590—591 592—593 594—595 596—597 598—599 600—601 602—603 604—605 606—607 608—609 610—611 612—613 614—615 616—617 618—619 620—621 622—623 624—625 626—627 628—629 630—631 632—633 634—635 636—637 638—639 640—641 642—643 644—645 646—647 648—649 650—651 652—653 654—655 656—657 658—659 660—661 662—663 664—665 666—667 668—669 670—671 672—673 674—675 676—677 678—679 680—681 682—683 684—685 686—687 688—689 690—691 692—693 694—695 696—697 698—699 700—701 702—703 704—705 706—707 708—709 710—711 712—713 714—715 716—717 718—719 720—721 722—723 724—725 726—727 728—729 730—731 732—733 734—735 736—737 738—739 740—741 742—743 744—745 746—747 748—749 750—751 752—753 754—755 756—757 758—759 760—761 762—763 764—765 766—767 768—769 770—771 772—773 774—775 776—777 778—779 780—781 782—783 784—785 786—787 788—789 790—791 792—793 794—795 796—797 798—799 800—801 802—803 804—805 806—807 808—809 810—811 812—813 814—815 816—817 818—819 820—821 822—823 824—825 826—827 828—829 830—831 832—833 834—835 836—837 838—839 840—841 842—843 844—845 846—847 848—849 850—851 852—853 854—855 856—857 858—859 860—861 862—863 864—865 866—867 868—869 870—871 872—873 874—875 876—877 878—879 880—881 882—883 884—885 886—887 888—889 890—891 892—893 894—895 896—897 898—899 900—901 902—903 904—905 906—907 908—909 910—911 912—913 914—915 916—917 918—919 920—921 922—923 924—925 926—927 928—929 930—931 932—933 934—935 936—937 938—939 940—941 942—943 944—945 946—947 948—949 950—951 952—953 954—955 956—957 958—959 960—961 962—963 964—965 966—967 968—969 970—971 972—973 974—975 976—977 978—979 980—981 982—983 984—985 986—987 988—989 990—991 992—993 994—995 996—997 998—999 1000—1001 1002—1003 1004—1005 1006—1007 1008—1009 1010—1011 1012—1013 1014—1015 1016—1017 1018—1019 1020—1021 1022—1023 1024—1025 1026—1027 1028—1029 1030—1031 1032—1033 1034—1035 1036—1037 1038—1039 1040—1041 1042—1043 1044—1045 1046—1047 1048—1049 1050—1051 1052—1053 1054—1055 1056—1057 1058—1059 1060—1061 1062—1063 1064—1065 1066—1067 1068—1069 1070—1071 1072—1073 1074—1075 1076—1077 1078—1079 1080—1081 1082—1083 1084—1085 1086—1087 1088—1089 1090—1091 1092—1093 1094—1095 1096—1097 1098



Mazda3 Mazdaspeed3 2006 2009 Workshop Service Repair Manual

Jeff Killingsworth, John H. Haynes



Mazda3 Mazdaspeed3 2006 2009 Workshop Service Repair Manual:

Mazda 3 Automotive Repair Manual, 2004-2011 Jeff Killingsworth, John H. Haynes, 2013-01-01 This title provides a total introduction to the maintenance and repair of the Mazda 3 *Mazda3, 2004 to 2011*, 2011 Mazda3 2004 thru 2011 Editors of Haynes Manuals, 2011-09-15 Haynes offers the best coverage for cars trucks vans SUVs and motorcycles on the market today Each manual contains easy to follow step by step instructions linked to hundreds of photographs and illustrations Included in every manual troubleshooting section to help identify specific problems tips that give valuable short cuts to make the job easier and eliminate the need for special tools notes cautions and warnings for the home mechanic color spark plug diagnosis and an easy to use index *Chilton's Mazda 3 2004-2011 Repair Manual* Jeff Killingsworth, 2012 Covers U S and Canadian models of Mazda3 *Mazda 323 Owners Workshop Manual* John S. Mead, 1985 Mazda 323 Service and Repair Manual Louis LeDoux, 2013-06 This is one in a series of manuals for car or motorcycle owners Each book provides information on routine maintenance and servicing with tasks described in a step by step sequence so that even a novice can do the work **Mazda 323 & Protégé Automotive Repair Manual** Louis LeDoux, John Harold Haynes, 1997 Mazda 323 ProtegéT 1990 97 Shop Manual Haynes 34 pgs 729 b w ill Mazda 323 Owners Workshop Manual John Harold Haynes, Trevor G. Hosie, 1987 *Mazda 323 : Front, wheel, drive: Mar. 1981 to Oct. 1989. 1071 cc, 1296 cc, 1323 cc, 1490 cc, 1498 cc, 1597 cc* Mark Coombs, 1992 **Mazda Pick-up, B1600, B1800, B2000, 1972 Thru 1982, 96.8 Cu in (1.6 Liter), 108 Cu in (1.8 Liter), 120.2 Cu in (2.0 Liter) Owners Workshop Manual** John Harold Haynes, Peter Ward, 1982 *Mazda Pick-up Owners Workshop Manual* J. H. Haynes, Peter Ward, 1976-06-01 Mazda Mx-5 Owners Workshop Manual Martynn Randall, 2017 **Mazda 323 & Protégé Automotive Repair Manual** Louis LeDoux, 2001 **Mazda Miata 1800** Rod Grainger, Pete Shoemark, 2000 Following the success and critical acclaim of Veloce's original manual for the MX 5 1.6 Miata 1.6 in USA we've once again got our hands oily to bring the reader a new manual on the 1.8 model Just like its predecessor this new book is phenomenally detailed covering the car from front bumper to rear tailpipe in an informative helpful and easy to understand manner Every detail of important repair and maintenance jobs is covered including how to overcome problems without resorting to special tools packed with step by step photographs and useful line drawings No owner can afford to be without his unique manual **Mazda MX-5 Miata 1.8 Enthusiast's Workshop Manual** Rod Grainger, 2017 This is a phenomenally detailed book which covers the car from bumper to bumper Every detail of important repair and maintenance jobs is covered Covers all Mk1 cars with pop up headlights 1.8 litre models 1994 98 the only aftermarket workshop manual available for the MX 5 written in an easy to use friendly style step by step procedures supported by hundreds of photos covers all aspects of maintenance and repair and applies equally to Eunos Roadster Japanese market model and Mazda Miata US market model **Mazda 323 Service and Repair Manual** Mark Coombs, 1996-01-01 Hatchback Saloon Estate inc special limited editions Also covers major features of Estate to May 1991

Does NOT cover DOHC Turbo 4x4 Petrol 1 1 litre 1071cc 1 3 litre 1296 1323cc 1 5 litre 1490 1498cc 1 6 litre 1597cc

Mazda Bongo Friendee Service Manual JPNZ (Firm),2006 Mazda Pick-Ups Owner's Workshop Manual Peter Ward,Mike Stubblefield,John Harold Haynes,1988-01-01 *Mazda MX-5 Miata 1.6 Enthusiast s Workshop Manual* Rod Grainger,2017-08-15 With open topped styling and performance evocative of the classic sportscars of the 1960s the Mazda MX 5 Eunós had to be a huge international success and that s exactly what it s become Now a familiar sight on the streets and boulevards of the world the MX 5 is owned by real enthusiasts the kind of people who will want to have hands on involvement with the maintenance and repair of their prized possession For those enthusiasts here is what we believe to be the best easiest to use workshop manual in the world Author Rod Grainger set out to create a new kind of owner s workshop manual friendly easy to understand easy to use and yet more detailed than any other manual currently available two years later the Mazda MX 5 Miata 1 6 Enthusiast s Workshop Manual was the result Rod and fellow enthusiasts Pete and Judith stripped down an MX 5 in an ordinary domestic garage using ordinary tools and in the process took over 1 500 step by step photographs The result of all this work is a superbly detailed text which passes on to the reader every detail of important jobs including how problems can be overcome without resorting to special tools This manual even tells the reader the size of nuts and bolts so they can start work with the right tools and all clearances and torque values are given in the text as the reader needs them At paragraph level a unique symbol system provides cross references or tells the reader that there are helpful associated photos drawings and tables The dreaded words reassembly is a reversal of the dismantling procedure are banned and every task from changing a bulb to rebuilding the gearbox is described in full Besides detailed coverage of maintenance and repairs this manual includes advice on rustproofing cosmetic tuning and mechanical tuning Rod s manual was prepared with the assistance of Mazda and it applies to all 1 6 litre models built between 1989 and 1995 Most of the manual is relevant to later 1 6 litre models too **Mazda RX3, Range: 1972-73** Drake Publishers,1973

As recognized, adventure as competently as experience not quite lesson, amusement, as skillfully as treaty can be gotten by just checking out a books **Mazda3 Mazdaspeed3 2006 2009 Workshop Service Repair Manual** along with it is not directly done, you could say you will even more nearly this life, going on for the world.

We present you this proper as skillfully as simple way to acquire those all. We manage to pay for Mazda3 Mazdaspeed3 2006 2009 Workshop Service Repair Manual and numerous ebook collections from fictions to scientific research in any way. in the midst of them is this Mazda3 Mazdaspeed3 2006 2009 Workshop Service Repair Manual that can be your partner.

https://www.splashdogs.com/public/Resources/Documents/Ipad_3_Screen_Repair.pdf

Table of Contents Mazda3 Mazdaspeed3 2006 2009 Workshop Service Repair Manual

1. Understanding the eBook Mazda3 Mazdaspeed3 2006 2009 Workshop Service Repair Manual
 - The Rise of Digital Reading Mazda3 Mazdaspeed3 2006 2009 Workshop Service Repair Manual
 - Advantages of eBooks Over Traditional Books
2. Identifying Mazda3 Mazdaspeed3 2006 2009 Workshop Service Repair Manual
 - Exploring Different Genres
 - Considering Fiction vs. Non-Fiction
 - Determining Your Reading Goals
3. Choosing the Right eBook Platform
 - Popular eBook Platforms
 - Features to Look for in an Mazda3 Mazdaspeed3 2006 2009 Workshop Service Repair Manual
 - User-Friendly Interface
4. Exploring eBook Recommendations from Mazda3 Mazdaspeed3 2006 2009 Workshop Service Repair Manual
 - Personalized Recommendations
 - Mazda3 Mazdaspeed3 2006 2009 Workshop Service Repair Manual User Reviews and Ratings
 - Mazda3 Mazdaspeed3 2006 2009 Workshop Service Repair Manual and Bestseller Lists
5. Accessing Mazda3 Mazdaspeed3 2006 2009 Workshop Service Repair Manual Free and Paid eBooks

- Mazda3 Mazdaspeed3 2006 2009 Workshop Service Repair Manual Public Domain eBooks
 - Mazda3 Mazdaspeed3 2006 2009 Workshop Service Repair Manual eBook Subscription Services
 - Mazda3 Mazdaspeed3 2006 2009 Workshop Service Repair Manual Budget-Friendly Options
6. Navigating Mazda3 Mazdaspeed3 2006 2009 Workshop Service Repair Manual eBook Formats
- ePub, PDF, MOBI, and More
 - Mazda3 Mazdaspeed3 2006 2009 Workshop Service Repair Manual Compatibility with Devices
 - Mazda3 Mazdaspeed3 2006 2009 Workshop Service Repair Manual Enhanced eBook Features
7. Enhancing Your Reading Experience
- Adjustable Fonts and Text Sizes of Mazda3 Mazdaspeed3 2006 2009 Workshop Service Repair Manual
 - Highlighting and Note-Taking Mazda3 Mazdaspeed3 2006 2009 Workshop Service Repair Manual
 - Interactive Elements Mazda3 Mazdaspeed3 2006 2009 Workshop Service Repair Manual
8. Staying Engaged with Mazda3 Mazdaspeed3 2006 2009 Workshop Service Repair Manual
- Joining Online Reading Communities
 - Participating in Virtual Book Clubs
 - Following Authors and Publishers Mazda3 Mazdaspeed3 2006 2009 Workshop Service Repair Manual
9. Balancing eBooks and Physical Books Mazda3 Mazdaspeed3 2006 2009 Workshop Service Repair Manual
- Benefits of a Digital Library
 - Creating a Diverse Reading Collection Mazda3 Mazdaspeed3 2006 2009 Workshop Service Repair Manual
10. Overcoming Reading Challenges
- Dealing with Digital Eye Strain
 - Minimizing Distractions
 - Managing Screen Time
11. Cultivating a Reading Routine Mazda3 Mazdaspeed3 2006 2009 Workshop Service Repair Manual
- Setting Reading Goals Mazda3 Mazdaspeed3 2006 2009 Workshop Service Repair Manual
 - Carving Out Dedicated Reading Time
12. Sourcing Reliable Information of Mazda3 Mazdaspeed3 2006 2009 Workshop Service Repair Manual
- Fact-Checking eBook Content of Mazda3 Mazdaspeed3 2006 2009 Workshop Service Repair Manual
 - Distinguishing Credible Sources
13. Promoting Lifelong Learning
- Utilizing eBooks for Skill Development

- Exploring Educational eBooks

14. Embracing eBook Trends

- Integration of Multimedia Elements
- Interactive and Gamified eBooks

Mazda3 Mazdaspeed3 2006 2009 Workshop Service Repair Manual Introduction

In today's digital age, the availability of Mazda3 Mazdaspeed3 2006 2009 Workshop Service Repair Manual books and manuals for download has revolutionized the way we access information. Gone are the days of physically flipping through pages and carrying heavy textbooks or manuals. With just a few clicks, we can now access a wealth of knowledge from the comfort of our own homes or on the go. This article will explore the advantages of Mazda3 Mazdaspeed3 2006 2009 Workshop Service Repair Manual books and manuals for download, along with some popular platforms that offer these resources. One of the significant advantages of Mazda3 Mazdaspeed3 2006 2009 Workshop Service Repair Manual books and manuals for download is the cost-saving aspect. Traditional books and manuals can be costly, especially if you need to purchase several of them for educational or professional purposes. By accessing Mazda3 Mazdaspeed3 2006 2009 Workshop Service Repair Manual versions, you eliminate the need to spend money on physical copies. This not only saves you money but also reduces the environmental impact associated with book production and transportation. Furthermore, Mazda3 Mazdaspeed3 2006 2009 Workshop Service Repair Manual books and manuals for download are incredibly convenient. With just a computer or smartphone and an internet connection, you can access a vast library of resources on any subject imaginable. Whether you're a student looking for textbooks, a professional seeking industry-specific manuals, or someone interested in self-improvement, these digital resources provide an efficient and accessible means of acquiring knowledge. Moreover, PDF books and manuals offer a range of benefits compared to other digital formats. PDF files are designed to retain their formatting regardless of the device used to open them. This ensures that the content appears exactly as intended by the author, with no loss of formatting or missing graphics. Additionally, PDF files can be easily annotated, bookmarked, and searched for specific terms, making them highly practical for studying or referencing. When it comes to accessing Mazda3 Mazdaspeed3 2006 2009 Workshop Service Repair Manual books and manuals, several platforms offer an extensive collection of resources. One such platform is Project Gutenberg, a nonprofit organization that provides over 60,000 free eBooks. These books are primarily in the public domain, meaning they can be freely distributed and downloaded. Project Gutenberg offers a wide range of classic literature, making it an excellent resource for literature enthusiasts. Another popular platform for Mazda3 Mazdaspeed3 2006 2009 Workshop Service Repair Manual books and manuals is Open Library. Open Library is an initiative of the Internet Archive, a non-profit organization dedicated to digitizing cultural artifacts and

making them accessible to the public. Open Library hosts millions of books, including both public domain works and contemporary titles. It also allows users to borrow digital copies of certain books for a limited period, similar to a library lending system. Additionally, many universities and educational institutions have their own digital libraries that provide free access to PDF books and manuals. These libraries often offer academic texts, research papers, and technical manuals, making them invaluable resources for students and researchers. Some notable examples include MIT OpenCourseWare, which offers free access to course materials from the Massachusetts Institute of Technology, and the Digital Public Library of America, which provides a vast collection of digitized books and historical documents. In conclusion, Mazda3 Mazdaspeed3 2006 2009 Workshop Service Repair Manual books and manuals for download have transformed the way we access information. They provide a cost-effective and convenient means of acquiring knowledge, offering the ability to access a vast library of resources at our fingertips. With platforms like Project Gutenberg, Open Library, and various digital libraries offered by educational institutions, we have access to an ever-expanding collection of books and manuals. Whether for educational, professional, or personal purposes, these digital resources serve as valuable tools for continuous learning and self-improvement. So why not take advantage of the vast world of Mazda3 Mazdaspeed3 2006 2009 Workshop Service Repair Manual books and manuals for download and embark on your journey of knowledge?

FAQs About Mazda3 Mazdaspeed3 2006 2009 Workshop Service Repair Manual Books

1. Where can I buy Mazda3 Mazdaspeed3 2006 2009 Workshop Service Repair Manual books? Bookstores: Physical bookstores like Barnes & Noble, Waterstones, and independent local stores. Online Retailers: Amazon, Book Depository, and various online bookstores offer a wide range of books in physical and digital formats.
2. What are the different book formats available? Hardcover: Sturdy and durable, usually more expensive. Paperback: Cheaper, lighter, and more portable than hardcovers. E-books: Digital books available for e-readers like Kindle or software like Apple Books, Kindle, and Google Play Books.
3. How do I choose a Mazda3 Mazdaspeed3 2006 2009 Workshop Service Repair Manual book to read? Genres: Consider the genre you enjoy (fiction, non-fiction, mystery, sci-fi, etc.). Recommendations: Ask friends, join book clubs, or explore online reviews and recommendations. Author: If you like a particular author, you might enjoy more of their work.
4. How do I take care of Mazda3 Mazdaspeed3 2006 2009 Workshop Service Repair Manual books? Storage: Keep them away from direct sunlight and in a dry environment. Handling: Avoid folding pages, use bookmarks, and handle them

with clean hands. Cleaning: Gently dust the covers and pages occasionally.

5. Can I borrow books without buying them? Public Libraries: Local libraries offer a wide range of books for borrowing. Book Swaps: Community book exchanges or online platforms where people exchange books.
6. How can I track my reading progress or manage my book collection? Book Tracking Apps: Goodreads, LibraryThing, and Book Catalogue are popular apps for tracking your reading progress and managing book collections. Spreadsheets: You can create your own spreadsheet to track books read, ratings, and other details.
7. What are Mazda3 Mazdaspeed3 2006 2009 Workshop Service Repair Manual audiobooks, and where can I find them? Audiobooks: Audio recordings of books, perfect for listening while commuting or multitasking. Platforms: Audible, LibriVox, and Google Play Books offer a wide selection of audiobooks.
8. How do I support authors or the book industry? Buy Books: Purchase books from authors or independent bookstores. Reviews: Leave reviews on platforms like Goodreads or Amazon. Promotion: Share your favorite books on social media or recommend them to friends.
9. Are there book clubs or reading communities I can join? Local Clubs: Check for local book clubs in libraries or community centers. Online Communities: Platforms like Goodreads have virtual book clubs and discussion groups.
10. Can I read Mazda3 Mazdaspeed3 2006 2009 Workshop Service Repair Manual books for free? Public Domain Books: Many classic books are available for free as they're in the public domain. Free E-books: Some websites offer free e-books legally, like Project Gutenberg or Open Library.

Find Mazda3 Mazdaspeed3 2006 2009 Workshop Service Repair Manual :

[ipad 3 screen repair](#)

[ions chemthink answers](#)

[invisible forms a guide to literary curiosities](#)

iosa standards manual ed 3

ipod shuffle manual de utilizzare

ippv puritan bennett pr2 manual

ipod shuffle 3rd generation instructions manual

io odio i secchi

investopedia cfp study guide

ipod 4th generation camera diy troubleshooting guide

iphone 5c repair parts

investments and portfolio management bodie solutions manual

irc5 controller manual

iphone 4s user manual sprint

ipod touch 8gb 4th generation instruction manual

Mazda3 Mazdaspeed3 2006 2009 Workshop Service Repair Manual :

Sony Ericsson VH310 User Manual View and Download Sony Ericsson VH310 user manual online. VH310 headsets pdf manual download. User guide This User guide focuses on use with a Sony Ericsson mobile phone. Charging the headset. Before using the VH310 for the first time, you need to charge it with ... DDA-2024 Bluetooth Headset User Manual ... - FCC ID Bluetooth Headset 08 user manual details for FCC ID PY7DDA-2024 made by Sony Mobile Communications Inc. Document Includes User Manual VH310_Gorkim_UG.book. Handsfree VH310 | PDF - Scribd Sony Ericsson VH310 This User guide is published by Sony Ericsson Mobile Communications AB, without any warranty. Improvements and changes to this User ... Sony Ericsson Bluetooth Headset VH310 The Sony Ericsson VH310 is ideal for long conversations or a day full of hands-on tasks. - Sony Ericsson Bluetooth Headset VH310. Sony Ericsson VH310 Bluetooth Headset Black NEW Sony Ericsson VH310 Bluetooth Headset; AC charger; Quick start guide. Specifications. Availability: Usually Ships within 1-2 business days. Condition: New ... VH410 - User guide The VH410 Bluetooth™ Handsfree can be connected to any Bluetooth™ compatible device that supports the headset. This User guide focuses on use with a Sony. Sony Ericsson intros T715 slider, VH310 Bluetooth headset Jun 25, 2009 — The newly announced slider features a 3.2 megapixel camera with "photo light" (don't call it a flash), sunlight-viewable 2.2-inch QVGA display, ... Sony Ericsson Bluetooth Headset VH-310 by Dave Lim ... VH-310. Traffic Enforcement Agents - NYPD NYPD traffic enforcement agents perform work of varying degrees of difficulty in traffic enforcement areas in New York City. No exam is scheduled at this time. Traffic Enforcement Agent - OASys You will be given the test before we verify your qualifications. You are responsible for determining whether or not you meet the education and experience ... New-York-City-traffic-enforcement-agent-exam-review-guide The New York City Traffic Enforcement Agent Exam Review Guide includes practice questions and instruction on how to tackle the specific subject areas on the New ... Traffic Enforcement Agent Exam 2023 Prep Guide - JobTestPrep The Traffic Enforcement Agent exam contains ten sections. The questions are in the multiple-choice format, and you need a score of 70% to pass. Becoming ... New York City Traffic Enforcement Agent... by Morris, Lewis The New York City Traffic Enforcement Agent Exam Review Guide includes practice questions and instruction on how to tackle the specific subject areas on the New ... Training / Education - NYPD Traffic Enforcement Agents are assigned to the Police Academy for training for a period of ten to 11 weeks. They start

receiving pay and benefits from their ... Traffic Enforcement Agent Test The New York City Traffic Enforcement Agent Exam is a computerized, touch-screen test. It is designed to test the applicant's skills in the areas of written ... Traffic Enforcement Agent Test Applying for a role as a traffic enforcement agent? Prepare for aptitude tests with practice tests and questions & answers written by experts. NYC Traffic Enforcement Agent Exam Preparation - 2023 The New York City Traffic Enforcement Agent Exam (TEA Exam) is an assessment administered by the New York Police Department (NYPD). In order to become a traffic ... Andrew Jackson vs. Henry Clay: Democracy and ... Jackson and Clay were the opposite poles of the axis of Antebellum politics. Each man carried an ideological dislike and often personal hatred of the other man. Andrew Jackson vs. Henry Clay: Democracy and ... Jackson and Clay were the opposite poles of the axis of Antebellum politics. Each man carried an ideological dislike and often personal hatred of the other man. 24e. Jackson vs. Clay and Calhoun Henry Clay was viewed by Jackson as politically untrustworthy, an opportunistic, ambitious and self-aggrandizing man. He believed that Clay would compromise ... Andrew Jackson vs. Henry Clay, 1st Edition This selection of letters, essays, and speeches demonstrates how the clashing perspectives of two individuals shaped and exemplified the major issues of ... Earle on Watson., 'Andrew Jackson vs. Henry Clay Harry L. Watson. Andrew Jackson vs. Henry Clay: Democracy and Development in Antebellum America. Boston: St. Martin's Press, 1998. xv + 283 pp. Compare And Contrast Andrew Jackson Vs Henry Clay On the other hand, Henry Clay was a part of the Whig party, sometimes known as the Republican party. He believed in the growth of the economy and businesses. Andrew Jackson vs. Henry Clay: Democracy and The book opens with an overview of the Jacksonian era, outlining the period's social, economic, and political issues. This gives way to several chapters ... Andrew Jackson Vs. Henry Clay - Democracy This dual biography with documents is the first book to explore the political conflict between Andrew Jackson and Henry Clay - two explosive personalities ... Andrew Jackson vs. Henry Clay: Democracy and ... Andrew Jackson vs. Henry Clay presents a selection of letters, essays, and speeches in order to demonstrate how these two individuals' clashing. Why did Andrew Jackson hate Henry Clay? Nov 16, 2020 — Clay threw his electoral vote to John Quincy Adams despite the fact that Jackson had the greatest number of votes in the 4 way race. Adams was ...